



F&F Filipowski sp. j.
Konstytucyjowa 79/81, 95-200 Pabianice, POLAND
phone/fax (+48 42) 215 23 83 / (+48 42) 227 09 71
www.fif.com.pl; e-mail: biuro@fif.com.pl

AS-225

Staircase lighting timer,
group



5190243116701711

Do not dispose of this device in the trash along with other waste! According to the Law on Waste, electro coming from households free of charge and can give any amount to up to that end point of collection, as well as to store the occasion of the purchase of new equipment (in accordance with the principle of old-for-new, regardless of brand). Electro thrown in the trash or abandoned in nature, pose a threat to the environment and human health.



Purpose

The AS-225 staircase lighting timer is a controller dedicated to the construction of a multi-point cascade stair lighting control system, in which the effect of light moving along the stairs can be achieved.

The number of controlled light points is arbitrary and requires only a sufficient number of controllers to be connected with each other.

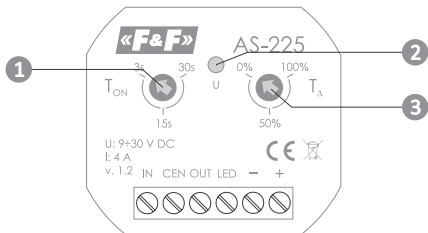
Functioning

Short press of the DOWN button will turn on the lamp number 1. After the time T_{Δ} set on the first controller, the lamp number 2 will start to light up gradually. After the actuation time T_{ON} of the lamp number 1, it will start to slowly go out. The transition from lamp 2 to lamp 3, from lamp 3 to lamp 4 and so on will be carried out in the same way.

In case of a descending from the stairs (pressing the UP button), the sequence will be reversed - first the lamp number 5 will light

up, then number 4, and so on will light up first.
If you press the button for a long time, the light will remain on while the button is pressed.

Description of the device

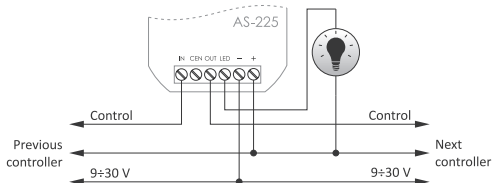


- 1 – lighting switch-on time (T_{on})
- 2 – lighting switch-on delay time (T_{Δ})
- 3 – short blinks indicate that the controller is in stand-by mode. Switched-on control light indicates activation and the output brightness level.



For light sources with a specific polarization (for example LED lamps) pay special attention to the correctness of the connection.

Wiring diagram



Contacts description

- LED** Output to connect the lamp. For LEDs with marked polarity connect the "-" pin from the lamp to the LED terminal.
- OUT** Control input. It is designed to connect a button or other programming device (if this is the last controller in the group) or to connect to the IN terminal in the next controller in the group.
- CEN** Local control input. Triggering of the input will turn on the lighting in the current controller at 100 percent and at 50 percent in the neighboring controllers (one controller on the left and one on the right).
- IN** Control input. It is designed to connect a button or other programming device (if it is the first controller in the group) or to connect to the OUT terminal in the next controller in the group.

Mounting

1. Turn off the power.
2. Place the relay in the flush-mounted box.
3. Connect according to the scheme.
4. Set the operating time and switch-on delay using the standard screwdriver.

Technical data

input

power supply	9÷30 V DC
control inputs (IN, CEN, OUT)	potential-free triggered by connection to the „-“ power level

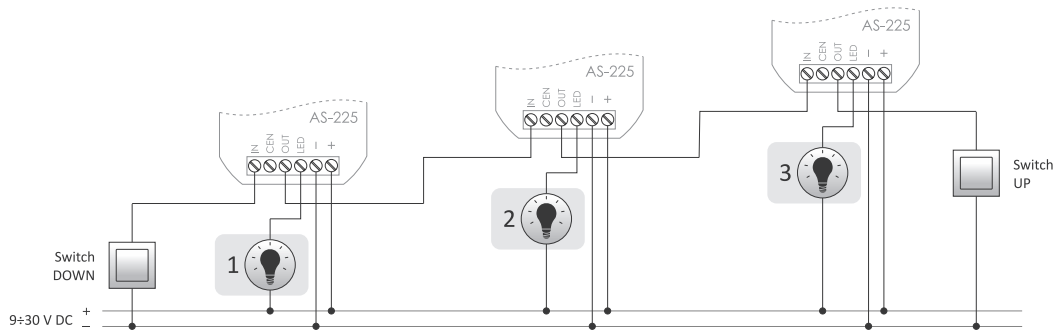
power consumption

standby	0.3 W
on	0.5 W

output

type	transistor (OC – open collector)
output current	<4 A
output voltage	9÷30 V DC
switching time T_{on} (adjustable)	3÷30 s
activation delay $T\Delta$ (adjustable)	0÷100% T_{on}
terminal	2.5 mm ² screw terminals
tightening torque	0.4 Nm
working temperature	-15÷50°C
dimensions	Ø54 (48×43mm), h= 20 mm
mounting	in flush mounted box Ø60
ingress protection	IP20

Example of group control



Warranty

The F&F products are covered by a warranty of the 24 months from the date of purchase. Effective only with proof of purchase. Contact your dealer or directly with us.

CE declaration

F&F Filipowski sp. j. declares that the device is in conformity with the essential requirements of The Low Voltage Directive (LVD) 2014/35/EU and the Electromagnetic Compatibility (EMC) Directive 2014/30/UE.

The CE Declaration of Conformity, along with the references to the standards in relation to which conformity is declared, can be found at www.fif.com.pl on the product page.

«F&F»[®]