


ELECTROMAGNETIC
RELAY

PP-1Zi
230V

WARRANTY. The F&F products are covered by a warranty of the 24 months from the date of purchase. Effective only with proof of purchase. Contact your dealer or directly with us. More information how to make a compliant can be found on the website:
www.fif.com.pl/reklamacja



Do not dispose of this device to a garbage bin with other unsorted waste! In accordance with the Waste Electrical and Electronic Equipment Act any household electro-waste can be turned in free of charge and in any quantity to a collection point established for this purpose, as well as to the store in the event of purchasing new equipment (as per the old for new rule, regardless of brand). Electro-waste thrown in the garbage bin or abandoned in the bosom of nature pose a threat to the environment and human health.

Purpose

Electromagnetic relay in housing for direct installation in flush-mounted Ø60 box.

Relay version "i" is to pin adapted to cooperate with the receivers with high starting current, such as LED fluorescent lamps, ESL fluorescent lamps, electronic transformers, discharge lamps, etc.

Operation

Supply voltage applied to the relay closes the contact 1-2. This state is indicated by a green LED. After power failure, the contacts are opened.

Installation

1. Disconnect the power supply.
2. Attach the relay in the flush-mounted box.
3. Connect the power supply: N to terminal 6; L to terminal 4 or 5.
 NOTE! For the same power source for relay and controlled receiver can perform a "bridge" between the feed point 4/5 and the input terminal 2.
4. Power supply circuits of controlled receivers connect by pins 1-2 and 3-4.

Technical data

power supply 100÷265V AC
 contact / load current AC-1 1NO / <16A (160A/20ms) 250V AC
 usage category AC-7a
 activation time max. 40ms
 switch-off time max. 20ms
 mechanical durability min. 5×10⁶ cycles
 power indicator LED
 power consumption <0.6W
 terminal 2.5mm² screw terminals
 tightening torque 0.4Nm
 dimensions Ø54 (□48×43mm), h=25mm
 mounting in flush-mounted Ø60
 ingress protection IP20

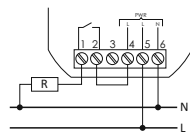
Table of power

incandescent	halogen	fluorescent	energy saving	LED
3000W	2500W	1500W	750W	750W

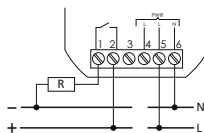
The above data are indicative and will depend to a large extent on the design of a specific receiver (especially for LED bulbs, energy saving lamps, electronic transformers and pulse power supplies), switching frequency and working conditions.

For more information visit: www.fif.com.pl.

Connection scheme



The same power supply for the transmitter and receiver



Various supply voltages for transmitter and receiver