



F&F Filipowski sp. j.
Konstantynowska 79/81, 95-200 Pabianice, POLAND
phone/fax (+48 42) 215 23 83 / (+48 42) 227 09 71
www.fif.com.pl; e-mail: biuro@fif.com.pl

PP-2Z 230V
Electromagnetic
relay



Do not dispose of this device in the trash along with other waste!

According to the Law on Waste, electro coming from households free of charge and can give any amount to up to that end point of collection, as well as to store the occasion of the purchase of new equipment (in accordance with the principle of old-for-new, regardless of brand). Electro thrown in the trash or abandoned in nature, pose a threat to the environment and human health.



Purpose

Electromagnetic relay in housing for direct installation in flush-mounted $\varnothing 60$ box.

Functioning

Applying the supply voltage to the relay closes the contacts 1-2 and 3-4. This state is indicated by a green LED. After a power failure, the contacts are opened.

Mounting

1. Disconnect the power supply.
2. Install the relay in the flush-mounted box.
3. Connect the power supply: N to terminal 6; L to terminal 5.
4. Connect the power circuits of the controlled receivers through 1-2 and 3-4 contacts.

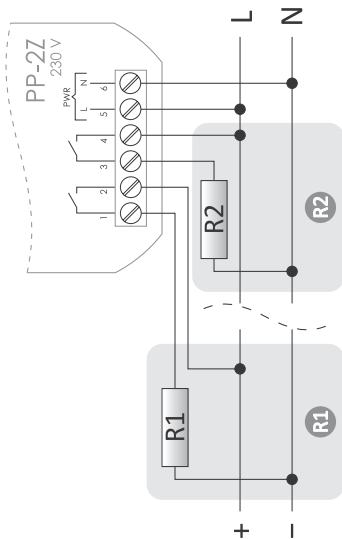
Technical data

power supply	100÷265 V AC
contact	2×NO
maximum load current (AC-1)	16 A, 250 V AC
usage category	AC-7a
activation time	max 40 ms
deactivation time	max 20 ms
mechanical durability	min. 5×10^6
power indication	green LED
power consumption	
standby	0.15 W
on	0.6 W
terminal	2.5 mm ² screw terminals
tightening torque	0.4 Nm
working temperature	-25÷50°C
dimensions	∅54 (size 48×43 mm), h= 25 mm
mounting	in flush-mounted ∅60 box
ingress protection	IP20

Wiring diagram



PP-2Z 230 V is compatible with backlit buttons.








R1: Different supply voltages for relay and receiver

R2: The same power supply for the transmitter and receiver

Power table

Table for loads supplied with 230 V AC:

				
tungsten	halogen	fluorescent	energy-saving	LED
3000 W	2500 W	1500 W	750 W	750 W

The above data are indicative and will heavily depend on the design of a specific receiver (that is especially important for LED bulbs, energy-saving lamps, electronic transformers and pulse power supply units), switching frequency and operating conditions.

For more information visit: www.fif.com.pl.

Warranty

The F&F products are covered by a warranty of the 24 months from the date of purchase. Effective only with proof of purchase. Contact your dealer or directly with us.

CE declaration

F&F Filipowski sp. j. declares that the device is in conformity with the essential requirements of The Low Voltage Directive (LVD) 2014/35/EU and the Electromagnetic Compatibility (EMC) Directive 2014/30/UE.

The CE Declaration of Conformity, along with the references to the standards in relation to which conformity is declared, can be found at www.fif.com.pl on the product page.